



TITAN FLOW CONTROL, INC.

**DUPLEX STRAINER ♦ DUAL BALL TYPE ♦ THREE PIECE BODY**  
**ANSI CLASS 150 ♦ CARBON & STAINLESS ♦ FLANGED & THREADED**

**MODELS: DS 596-CS**  
 (Threaded - Carbon Steel)

**DS 596-SS**  
 (Threaded - Stainless Steel)

**DS 696-CS**  
 (Flanged - Carbon Steel)

**DS 696-SS**  
 (Flanged - Stainless Steel)

**NEW**  
**Three-Piece**  
**Design!**



1 1/2" DS 696-SS

## FEATURES

### ♦ DUAL-BALL DIVERTER DESIGN

THIS DUPLEX IS DESIGNED WITH TWO STAINLESS STEEL BALLS THAT EFFICIENTLY DIVERT THE PIPELINE FLOW FROM ONE BASKET CHAMBER TO THE OTHER. TEFLON SEATS ENSURE A POSITIVE SEAL AND HELP TO PREVENT SEEPAGE INTO THE CHAMBER THAT IS BEING SERVICED FOR CLEANING.

### ♦ EASY TO OPERATE

TITAN FCI'S DUPLEX STRAINER FEATURES A LOW TORQUE, EASY TO OPERATE HANDLE THAT DOES NOT REQUIRE A GEARBOX. ADDITIONALLY, THE HANDLE'S POSITION CLEARLY INDICATES WHICH BASKET IS IN SERVICE AND WHICH BASKET CAN SAFELY BE REMOVED FOR CLEANING.

### ♦ REDUCED "IN-LINE" MAINTENANCE

TITAN'S DUPLEX HAS NUMEROUS ATTRIBUTES THAT HELP REDUCE MAINTENANCE DURING CLEANING OPERATIONS. FIRST, THE DUAL BALL DESIGN ISOLATES EACH CHAMBER AND KEEPS THE SERVICING CHAMBER DRY DURING CLEANING. THERE ARE ALSO NO SPECIAL TOOLS REQUIRED TO ACCESS AND REMOVE THE STRAINING ELEMENT FROM THE CHAMBER. LASTLY, THE DUPLEX PROVIDES COVER VENTS, DRAIN PLUGS, AND FOOT PADS ON EACH CHAMBER.

### ♦ ENDLESS SCREEN OPTIONS

THIS STRAINER CAN BE FITTED WITH VIRTUALLY ANY CONFIGURATION OF PERFORATION OR MESH LINED STRAINING ELEMENTS. STRAINING ELEMENTS CAN ALSO BE CONSTRUCTED FROM SPECIAL MATERIALS SUCH AS ALLOY 20.

SIZE RANGE: 3/4" ~ 4"

## TECHNICAL

**PRESSURE/TEMPERATURE RATING <sup>(1)</sup>**  
**CARBON STEEL - A216 GR. WCB - CLASS 150**

WOG (Non-shock): 200 PSI @ 150 °F

**PRESSURE/TEMPERATURE RATING <sup>(1)</sup>**  
**STAINLESS STEEL - A351 GR. CF8M - CLASS 150**

WOG (Non-shock): 200 PSI @ 150 °F

*1. The above listed temperatures are theoretical and may vary during actual operating conditions.*

## APPLICATIONS

**GENERAL APPLICATION:** THE DUPLEX STRAINER IS A UNIQUE PRODUCT WITHIN THE PIPELINE INDUSTRY. LIKE OTHER BASKET STRAINERS, THE DUPLEX STRAINER PROTECTS EXPENSIVE DOWNSTREAM EQUIPMENT BY MECHANICALLY REMOVING SOLIDS FROM FLOWING FLUIDS VIA A PERFORATED, MESH, OR WEDGE WIRE STRAINING ELEMENT. HOWEVER, THE DUPLEX STRAINER IS DESIGNED WITH TWO BASKET CHAMBERS AND A FLOW DIVERTER SYSTEM THAT ALLOWS THE PIPELINE FLOW TO BE SWITCHED FROM ONE CHAMBER TO THE OTHER, COMPLETELY ISOLATING THE FLOW TO A SINGLE CHAMBER. THIS MAKES THE DUPLEX STRAINER IDEAL FOR NON-INTERRUPTIBLE APPLICATIONS THAT CANNOT BE SHUT DOWN DURING ROUTINE MAINTENANCE AND CLEANING OPERATIONS.

*The above data represents common market and service applications. No representation or guarantee, expressed or implied, is given due to the numerous variations of concentrations, temperatures and flow conditions that may occur during actual service.*

**Click Here**  
**For Your Free Quote**



## DUPLEX BASKET STRAINER

## Threaded Ends

DS 596-CS (Carbon Steel)

DS 596-SS (Stainless Steel)

### Flanged Ends

DS 696-CS (Carbon Steel)

DS 696-SS (Stainless Steel)

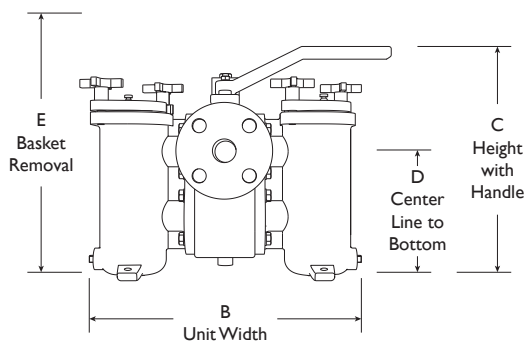
ANSI  
Class  
150

## BILL OF MATERIALS <sup>(1)</sup>

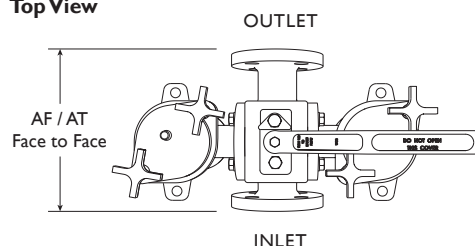
No.	Part	DS 596/696-CS	DS 596/696-SS
1	Main Body / Basket Housing <sup>(2)</sup>	Carbon Steel A216 Gr.WCB	Stainless Steel A351 Gr. CF8M
2	Straining Element <sup>(3)</sup>	Stainless Steel	Stainless Steel
3	Cover	Carbon Steel A216 Gr.WCB	Stainless Steel A351 Gr. CF8M
4	Ball	Stainless Steel	Stainless Steel
5	O-Ring Straining Element	Buna-N	Viton
6	Seat Seal	Teflon (PTFE)	Teflon (PTFE)
7	Seals	Buna-N	Viton
8	Handle	Carbon Steel Zinc Coated	Carbon Steel Zinc Coated

1. Bill of Materials represents standard materials. Equivalent or better materials may be substituted at the manufacturer's discretion.
2. Aluminum Bronze and Cast Iron units are also available.
3. Denotes recommended spare parts.

### Front View



### Top View



## DIMENSIONS AND PERFORMANCE DATA <sup>(1)</sup>

SIZE <sup>(2)</sup>	in	3/4 <sup>(3)</sup>	1	1 1/4	1 1/2	2	2 1/2	3 <sup>(3)</sup>	4 <sup>(3)</sup>
	mm	20	25	32	40	50	65	80	100
AF DIMENSION FLANGED FACE TO FACE	in	---	7.0	9.37	9.37	10.6	13.5	13.5	16.0
	mm	---	178	238	238	270	343	343	406
AT DIMENSION THREADED FACE TO FACE	in	5.59	5.59	7.5	7.5	10.0	11.5	---	---
	mm	142	142	191	191	254	292	---	---
B DIMENSION UNIT WIDTH (INCLUDING PLUG)	in	12.95	12.95	15.12	15.12	18.43	22.05	22.0	26.85
	mm	329	329	384	384	468	560	560	682
C DIMENSION HEIGHT WITH HANDLE	in	11.0	11.0	14.2	14.2	17.7	22.0	22.0	25.2
	mm	280	280	360	360	450	560	560	640
D DIMENSION CENTER LINE TO BOTTOM	in	5.83	5.83	8.3	8.3	10.7	13.7	13.7	15.9
	mm	148	148	211	211	271	347	347	403
E DIMENSION BASKET REMOVAL	in	15.4	15.4	21.3	21.3	26.4	35.0	35.0	41.0
	mm	390	390	541	541	670	885	885	1040
APPROXIMATE WEIGHT DS 696, FLANGED	lb	---	46.3	73.9	73.9	121.3	237.0	238.1	373.7
	kg	---	21	33.5	33.5	55	107.5	108	169.5
APPROXIMATE WEIGHT DS 596, THREADED	lb	43.7	43.0	69.9	69.5	119.0	227.0	---	---
	kg	19.8	19.5	31.7	31.5	54	103	---	---
Flow Coefficient	C <sub>v</sub>	13	14	19	24	42	68	105	180

1. Dimensions, weights, and flow coefficients are provided for reference only. Always request certified drawings.
2. Larger sizes (5" ~ 8") are available upon request. Please contact factory for pricing and delivery.
3. Flanged units are not available in 3/4" size; threaded units are not available in 3" or 4" sizes.

## PRESSURE - TEMPERATURE RATING

ANSI Class 150	DS 596/696-CS	DS 596/696-SS
WOG (Non-shock)	200 PSI @ 150 °F	200 PSI @ 150 °F

## REFERENCED STANDARDS & CODES

Code	Description
ASME/ANSI B16.5	Pipe Flanges and Flanged Fittings
ASME/ANSI B16.11	Forged Steel Fittings, Socket-Welding, and Threaded

## MATERIAL TEMPERATURES

Seat/Seal/Ball	Temp Range
Buna-N (Seal)	-20 ~ 250 °F
Viton (Seal)	-40 ~ 400 °F
Stainless Steel Ball	Max 450 °F

## STANDARD SCREEN SELECTIONS

Size	Liquid	Open Area	Steam	Open Area
3/4" ~ 4"	1/16 (.0625)	41%	Not Recommended	




**DUPLEX STRAINER ♦ QUAD BALL TYPE ♦ THREE PIECE BODY**  
**ASME CLASS 125 (CI) & 150 (CS & SS) ♦ FLANGED**

**MODELS: DS 695-CI**  
 (Flanged - Cast Iron)

**DS 696-CS**  
 (Flanged - Carbon Steel)

**DS 696-SS**  
 (Flanged - Stainless Steel)

**NEW**  
**Quad-Ball**  
**Design!**



## FEATURES

- ♦ **UNIQUE QUAD-BALL DIVERSION SYSTEM**  
 REVOLUTIONARY FOUR BALL DESIGN THAT EFFICIENTLY DIVERTS THE PIPELINE FLOW FROM ONE CHAMBER TO THE OTHER. TEFLON SEATS ENSURE A POSITIVE SEAL AND HELP TO PREVENT SEEPAGE INTO THE CHAMBER THAT IS BEING CLEANED.
- ♦ **LOW OPERATING TORQUE**  
 TITAN FCI'S DUPLEX STRAINER FEATURES A LOW TORQUE, EASY TO OPERATE HANDLE THAT DOES NOT REQUIRE ANY AUTOMATION. ADDITIONALLY, THE HANDLE'S POSITION CLEARLY INDICATES WHICH BASKET IS IN SERVICE AND WHICH BASKET CAN SAFELY BE REMOVED FOR CLEANING.
- ♦ **REDUCED MAINTENANCE**  
 THE QUAD BALL DESIGN ISOLATES EACH CHAMBER AND KEEPS THE SERVICING CHAMBER DRY DURING CLEANING. NO SPECIAL TOOLS ARE REQUIRED TO ACCESS AND REMOVE THE STRAINING ELEMENT FROM THE CHAMBER. COVER VENTS, DRAIN PLUGS, AND FOOT PADS ARE PROVIDED ON EACH CHAMBER.
- ♦ **NUMEROUS OTHER BENEFITS**  
 TITAN'S NEW DESIGN OFFERS COUNTLESS OTHER ADVANTAGES INCLUDING: NO INTERRUPTION IN SERVICE, COMPACT STRUCTURE, LONG SERVICE LIFE, AND LOW PRESSURE DROP.

SIZE RANGE: 6" ~ 8"

## TECHNICAL

**PRESSURE/TEMPERATURE RATING <sup>(1)</sup>**  
 CAST IRON - A126 GR.B - CLASS 125

WOG (Non-shock): 200 PSI @ 150 °F

**PRESSURE/TEMPERATURE RATING <sup>(1)</sup>**  
 CARBON STEEL- A216 GR. WCB - CLASS 150

WOG (Non-shock): 285 PSI @ 100 °F

**PRESSURE/TEMPERATURE RATING <sup>(1)</sup>**  
 STAINLESS STEEL- A351 GR. CF8M - CLASS 150

WOG (Non-shock): 275 PSI @ 100 °F

*1. The above listed temperatures are theoretical and may vary during actual operating conditions.*

## APPLICATIONS

**GENERAL APPLICATION:** THE DUPLEX STRAINER IS A UNIQUE PRODUCT WITHIN THE PIPELINE INDUSTRY. LIKE OTHER BASKET STRAINERS, THE DUPLEX STRAINER PROTECTS EXPENSIVE DOWNSTREAM EQUIPMENT BY MECHANICALLY REMOVING SOLIDS FROM FLOWING FLUIDS VIA A PERFORATED, MESH, OR WEDGE WIRE STRAINING ELEMENT. HOWEVER, THE DUPLEX STRAINER IS DESIGNED WITH TWO BASKET CHAMBERS AND A FLOW DIVERTER SYSTEM THAT ALLOWS THE PIPELINE FLOW TO BE SWITCHED FROM ONE CHAMBER TO THE OTHER, COMPLETELY ISOLATING THE FLOW TO A SINGLE CHAMBER. THIS MAKES THE DUPLEX STRAINER IDEAL FOR NON-INTERRUPTIBLE APPLICATIONS THAT CANNOT BE SHUT DOWN DURING ROUTINE MAINTENANCE AND CLEANING OPERATIONS.

*The above data represents common market and service applications. No representation or guarantee, expressed or implied, is given due to the numerous variations of concentrations, temperatures and flow conditions that may occur during actual service.*

**Click Here**  
**For Your Free Quote**

**TITAN FLOW CONTROL, Inc.**

1

**DUPLEX BASKET STRAINER****Flanged Ends**
**DS 696-CS** (Carbon Steel) • **DS 696-SS** (Stainless Steel)  
**DS 695-CI** (Cast Iron)
ASME Class  
125 CIASME Class  
150 CS & SS**BILL OF MATERIALS <sup>(1)</sup>**

No.	Part	DS 696-CS	DS 696-SS	DS 695-CI
1	Body	Carbon Steel A216 Gr.WCB	Stainless Steel A351 Gr. CF8M	Cast Iron A126 Gr. B
2	Straining Element <sup>(3)</sup>	Stainless Steel	Stainless Steel	Stainless Steel
3	Cover	Carbon Steel A216 Gr.WCB	Stainless Steel A351 Gr. CF8M	Cast Iron A126 Gr. B
4	Ball	Stainless Steel Type 304	Stainless Steel Type 304	Stainless Steel Type 304
5	O-Ring	Buna-N	Viton	Buna-N
6	Seat	Teflon (PTFE)	Teflon (PTFE)	Teflon (PTFE)
7	Seal	Buna-N	Viton	Buna-N
8	O-Ring Body	Buna-N	Viton	Buna-N
9	Handle	Carbon Steel Zinc Coated	Carbon Steel Zinc Coated	Carbon Steel Zinc Coated

1. Bill of Materials represents standard materials. Equivalent or better materials may be substituted at the manufacturer's discretion.  
 2. Aluminum Bronze units are also available.  
 3. Denotes recommended spare parts.

**DIMENSIONS AND PERFORMANCE DATA <sup>(1)</sup>**

SIZE <sup>(2)</sup>	in	6"	8"
	mm	300	350
<b>AF DIMENSION</b> FACE TO FACE	in	22	26.75
	mm	559	680
<b>B DIMENSION</b> UNIT WIDTH (INCLUDING PLUG)	in	35.31	48.50
	mm	897	1368
<b>C DIMENSION</b> HEIGHT WITH HANDLE	in	35.63	45.12
	mm	905	1146
<b>D DIMENSION</b> CENTER LINE TO BOTTOM	in	24.45	30.39
	mm	621	772
<b>E DIMENSION</b> BASKET REMOVAL	in	48	62
	mm	1220	1575
<b>APPROXIMATE WEIGHT</b> DS DS695/696, FLANGED	lb	850	1600
	kg	386	726
<b>Flow Coefficient</b>	C <sub>v</sub>	429	776

1. Dimensions, weights, and flow coefficients are provided for reference only. Always request certified drawings.

**Please contact factory for more information.**

Larger, fabricated duplex strainers are available. Fabricated duplex strainers can be designed to meet any space or application requirements.

**PRESSURE - TEMPERATURE RATING****ASME Class 125****DS 695-CI**

WOG (Non-shock) 200 PSI @ 150 °F

**ASME Class 150****DS 696-CS****DS 696-SS**

WOG (Non-shock) 285 PSI @ 100 °F 275 PSI @ 100 °F

**MATERIAL TEMPERATURES****Seat/Seal/Ball** **Temp Range**

Buna-N (Seal) -20 ~ 250 °F

Viton (Seal) -40 ~ 400 °F

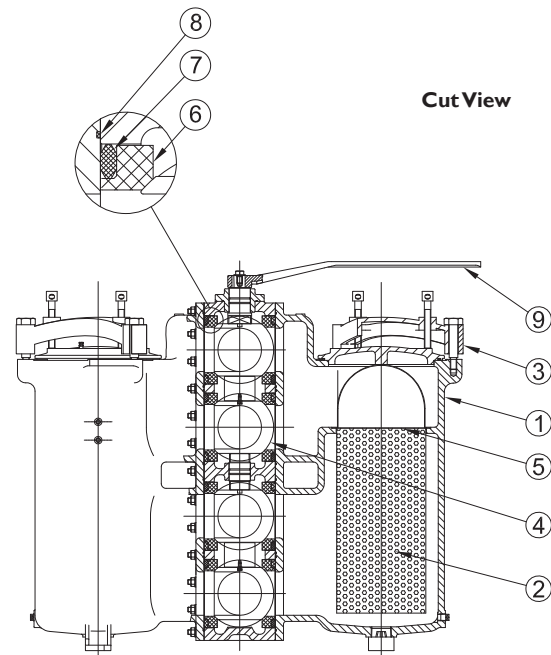
Stainless Steel Ball Max 450 °F

**STANDARD SCREEN SELECTIONS**

Size	Liquid	Open Area	Steam	Open Area
6" ~ 8"	1/8" (0.125)	41%		Not Recommended

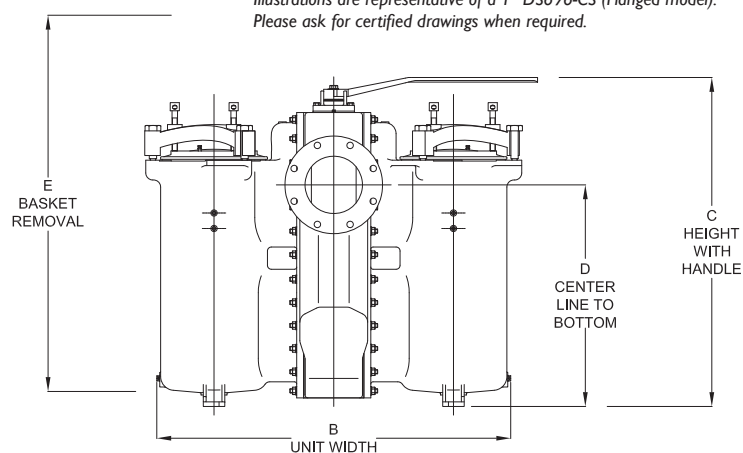
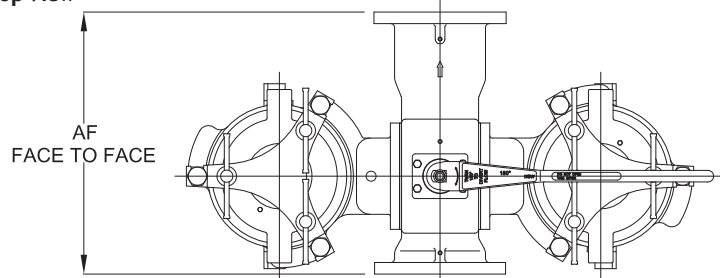
**REFERENCED STANDARDS & CODES**

Code	Description
ASME/ANSI B16.5	Pipe Flanges and Flanged Fittings
ASME/ANSI B16.11	Forged Steel Fittings, Socket-Welding, and Threaded
ASME B16.1	Gray Iron Pipe Flanges and Flanged Fittings

**Cut View**

Cut parts shown with hatch.

Illustrations are representative of a 1" DS696-CS (Flanged model).  
 Please ask for certified drawings when required.

**Front View****Top View**



**DUPLEX STRAINER ♦ DUAL BALL TYPE ♦ THREE PIECE BODY**  
**ASME CLASS 300 ♦ CARBON & STAINLESS ♦ FLANGED & THREADED**

**NEW  
Pressure  
CLASS!**

**MODELS: DS 796-CS**

(Threaded - Carbon Steel)

**DS 796-SS**


(Threaded - Stainless Steel)

**DS 896-CS**

(Flanged - Carbon Steel)

**DS 896-SS**

(Flanged - Stainless Steel)



4" DS 896-CS

## FEATURES

♦ **DUAL-BALL DIVERTER DESIGN**

THIS DUPLEX IS DESIGNED WITH TWO STAINLESS STEEL BALLS THAT EFFICIENTLY DIVERT THE PIPELINE FLOW FROM ONE BASKET CHAMBER TO THE OTHER. TEFLON SEATS ENSURE A POSITIVE SEAL AND HELP PREVENT SEEPAGE INTO THE CHAMBER THAT IS BEING SERVICED.

♦ **EASY TO OPERATE**

TITAN FCI'S DUPLEX STRAINER FEATURES A LOW TORQUE, EASY TO OPERATE HANDLE THAT DOES NOT REQUIRE A GEARBOX. ADDITIONALLY, THE HANDLE'S POSITION CLEARLY INDICATES WHICH BASKET IS IN SERVICE AND WHICH BASKET CAN SAFELY BE REMOVED FOR CLEANING.

♦ **REDUCED "IN-LINE" MAINTENANCE**

TITAN'S DUPLEX HAS NUMEROUS ATTRIBUTES THAT HELP REDUCE MAINTENANCE DURING CLEANING OPERATIONS. FIRST, THE DUAL BALL DESIGN ISOLATES EACH CHAMBER AND KEEPS THE SERVICING CHAMBER DRY DURING CLEANING. THERE ARE ALSO NO SPECIAL TOOLS REQUIRED TO ACCESS AND REMOVE THE STRAINING ELEMENT FROM THE CHAMBER. LASTLY, THE DUPLEX PROVIDES COVER VENTS, DRAIN PLUGS, AND FOOT PADS ON EACH CHAMBER.

♦ **ENDLESS SCREEN OPTIONS**

THIS STRAINER CAN BE FITTED WITH VIRTUALLY ANY CONFIGURATION OF PERFORATION OR MESH LINED STRAINING ELEMENTS. STRAINING ELEMENTS CAN ALSO BE CONSTRUCTED FROM SPECIAL MATERIALS SUCH AS ALLOY 20.

SIZE RANGE: Threaded: 3/4" ~ 3" Flanged: 1" ~ 4"

## TECHNICAL

**PRESSURE/ TEMPERATURE RATING <sup>(1)</sup>**  
 CARBON STEEL - A216 GR. WCB - CLASS 300

WOG (Non-shock): 740 PSI @ 100 °F

**PRESSURE/ TEMPERATURE RATING <sup>(1)</sup>**  
 STAINLESS STEEL- A351 GR. CF8M - CLASS 300

WOG (Non-shock): 720 PSI @ 100 °F

*1. The above listed temperatures are theoretical and may vary during actual operating conditions.*

## APPLICATIONS

**GENERAL APPLICATION:** THE DUPLEX STRAINER IS A UNIQUE PRODUCT WITHIN THE PIPELINE INDUSTRY. LIKE OTHER BASKET STRAINERS, THE DUPLEX STRAINER PROTECTS EXPENSIVE DOWNSTREAM EQUIPMENT BY MECHANICALLY REMOVING SOLIDS FROM FLOWING FLUIDS VIA A PERFORATED, MESH, OR WEDGE WIRE STRAINING ELEMENT. HOWEVER, THE DUPLEX STRAINER IS DESIGNED WITH TWO BASKET CHAMBERS AND A FLOW DIVERTER SYSTEM THAT ALLOWS THE PIPELINE FLOW TO BE SWITCHED FROM ONE CHAMBER TO THE OTHER, COMPLETELY ISOLATING THE FLOW TO A SINGLE CHAMBER. THIS MAKES THE DUPLEX STRAINER IDEAL FOR NON-INTERRUPTIBLE APPLICATIONS THAT CANNOT BE SHUT DOWN DURING ROUTINE MAINTENANCE OPERATIONS.

*The above data represents common market and service applications. No representation or guarantee, expressed or implied, is given due to the numerous variations of concentrations, temperatures and flow conditions that may occur during actual service.*

**Click Here  
For Your Free Quote**




**TITAN FLOW CONTROL, Inc.**
**DUPLEX BASKET STRAINER**
**Threaded Ends**
**DS 796-CS** (Carbon Steel)

**DS 796-SS** (Stainless Steel)

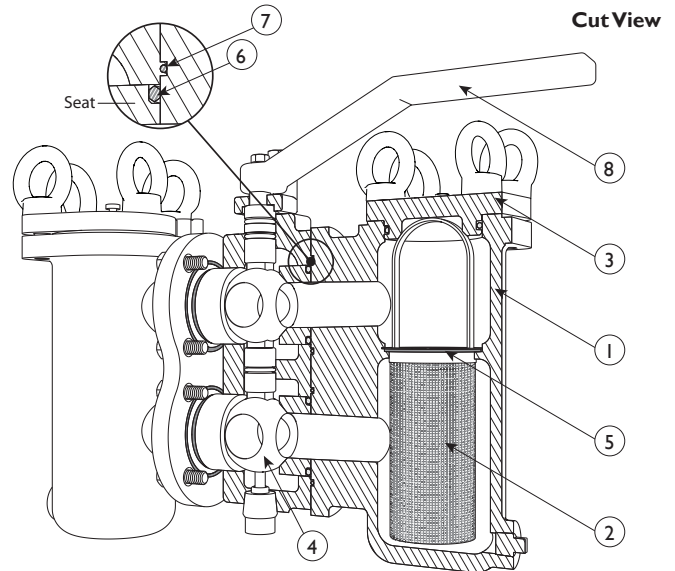
**Flanged Ends**
**DS 896-CS** (Carbon Steel)

**DS 896-SS** (Stainless Steel)

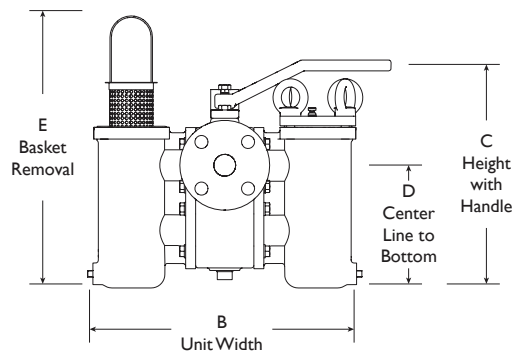
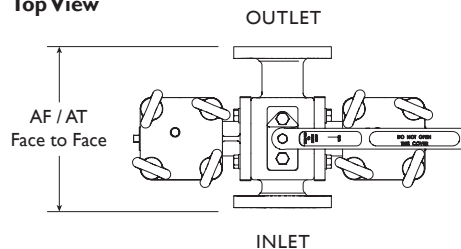
**ASME**
**Class**
**300**
**BILL OF MATERIALS <sup>(1)</sup>**

No.	Part	DS 796/896-CS	DS 796/896-SS
1	Main Body / Basket Housing	Carbon Steel A216 Gr.WCB	Stainless Steel A351 Gr. CF8M
2	Straining Element <sup>(2)</sup>	Stainless Steel	Stainless Steel
3	Cover	Carbon Steel A216 Gr.WCB	Stainless Steel A351 Gr. CF8M
4	Ball	Stainless Steel	Stainless Steel
5	O-Ring Straining Element	Buna-N	Viton
6	Seat Seal	Teflon (PTFE)	Teflon (PTFE)
7	Seals	Buna-N	Viton
8	Handle	Carbon Steel Zinc Coated	Carbon Steel Zinc Coated

1. Bill of Materials represents standard materials. Equivalent or better materials may be substituted at the manufacturer's discretion.  
 2. Denotes recommended spare parts.



Illustrations are representative of a 1" DS896-CS (Flanged model).  
 Please ask for certified drawings when required.

**Front View**

**Top View**

**DIMENSIONS AND PERFORMANCE DATA <sup>(1)</sup>**

SIZE <sup>(2)</sup>	in	3/4 <sup>(3)</sup>	1	1 1/4	1 1/2	2	2 1/2	3	4 <sup>(3)</sup>
	mm	20	25	32	40	50	65	80	100
<b>AF DIMENSION</b>	in	---	7.40	9.84	9.84	11.18	14.28	14.28	16.61
FLANGED FACE TO FACE	mm	---	188	250	250	284	363	363	422
<b>AT DIMENSION</b>	in	5.59	5.59	7.5	7.5	10.0	11.5	11.5	---
THREADED FACE TO FACE	mm	142	142	191	191	254	292	292	---
<b>B DIMENSION</b>	in	12.95	12.95	15.12	15.12	18.43	22.05	22.0	26.85
UNIT WIDTH (INCLUDING PLUG)	mm	329	329	384	384	468	560	560	682
<b>C DIMENSION</b>	in	11.0	11.0	14.2	14.2	17.7	22.0	22.0	25.2
HEIGHT WITH HANDLE	mm	280	280	360	360	450	560	560	640
<b>D DIMENSION</b>	in	5.83	5.83	8.3	8.3	10.7	13.7	13.7	15.9
CENTER LINE TO BOTTOM	mm	148	148	211	211	271	347	347	403
<b>E DIMENSION</b>	in	15.4	15.4	21.3	21.3	26.4	35.0	35.0	41.0
BASKET REMOVAL	mm	390	390	541	541	670	885	885	1040
<b>APPROXIMATE WEIGHT</b>	lb	---	46.3	73.9	73.9	121.3	237.0	238.1	373.7
DS 896, FLANGED	kg	---	21	33.5	33.5	55	107.5	108	169.5
<b>APPROXIMATE WEIGHT</b>	lb	43.7	43.0	69.9	69.5	119.0	227.0	---	---
DS 796, THREADED	kg	19.8	19.5	31.7	31.5	54	103	---	---
<b>Flow Coefficient</b>	C <sub>v</sub>	13	14	19	24	42	68	105	180

1. Dimensions, weights, and flow coefficients are provided for reference only. Always request certified drawings.  
 2. Larger sizes in pressure class 150 are available. See literature: DS695/696-CS/SS  
 3. Flanged units are available in 1" ~ 4" sizes; threaded units are available in 3/4" ~ 3" sizes.

**PRESSURE - TEMPERATURE RATING**

ANSI Class 300	DS 796/896-CS	DS 796/896-SS
WOG (Non-shock)	740 PSI @ 100 F	720 PSI @ 100 F

**REFERENCED STANDARDS & CODES**

Code	Description
ASME B16.5	Pipe Flanges and Flanged Fittings
ASME B16.11	Forged Steel Fittings, Socket-Welding, and Threaded

**MATERIAL TEMPERATURES**

Seat/Seal/Ball	Temp Range
Buna-N (Seal)	-20 ~ 250 °F
Viton (Seal)	-40 ~ 400 °F
Stainless Steel Ball	Max 450 °F

**STANDARD SCREEN SELECTIONS**

Size	Liquid	Open Area	Steam	Open Area
3/4" ~ 4"	1/16 (.0625)	41%	Not Recommended	